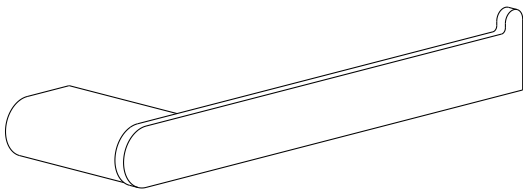


# INSTALLATION MANUAL

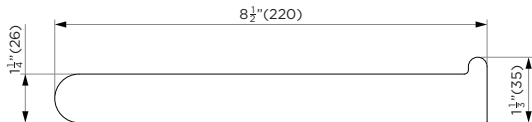
## BATHROOM TOWEL RING

---

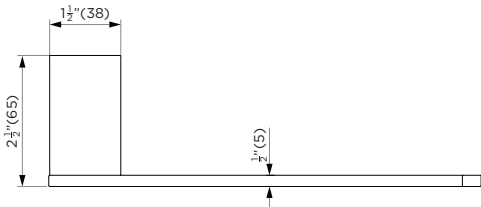


**MODEL# AC1HTB**

## SPECIFICATIONS / TECHNICAL DATA



FRONT VIEW



TOP VIEW

## TOOLS REQUIRED FOR INSTALLATION



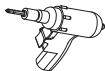
Tape Measure



Level







Pencil/Marker

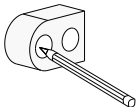


Drill

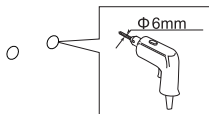
## PRODUCT COMPONENTS

|  |                    |   |                    |
|--|--------------------|---|--------------------|
| <br>(S6)    | <b>2</b><br>Pieces | <br>(M5*7) | <b>2</b><br>Pieces |
| <br>(M4*35) | <b>2</b><br>Pieces | <br>(M5*8) | <b>2</b><br>Pieces |

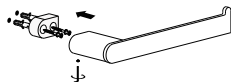
**1**



**2**



**3**



## CLEANING INSTRUCTIONS

Quality, technological processes and materials are the features that determine the high standards of our accessories. However, to avoid surface alternations, it is necessary to follow a few guidelines.

- Clean all finishes exclusively with soap and water, and dry with a soft cloth.
- Do not use coarse cloths, abrasive products, acids, ammonia products, caustic substances, bleach or solvents.
- In case of contact with these substances, rinse surfaces immediately and wipe dry.
- Remember that even fumes can damage metal. Wash accessories next to the toilet bowl at regular intervals to avoid corrosion.

